

# ***BUILDING A BETTER ONLINE CHECKOUT EXPERIENCE:***

**The Key Features That Matter To  
Customers**

**Building A Better Online Checkout Experience: The Key Features That Matter To Customers** examines the features retailers provide for shoppers during the checkout process and how changes to these features affect consumers' payment experiences, satisfaction and loyalty. Our findings are based on the PYMNTS' Merchant Index methodology and a survey of 2,139 consumers in the United States conducted between July 6 and July 13.

# TABLE OF CONTENTS

**PAGE 02**  
**Introduction**

**PAGE 04**  
**Key Findings**

**PAGE 05**  
Smooth checkouts significantly impact shoppers' satisfaction and play a key role in building customer loyalty. Consumers expect multiple checkout features and feel less satisfied when any are missing.

**PAGE 06**  
Social media marketplace checkouts suffer from high friction. Consumers have come to expect several specific features that facilitate smooth checkouts, including payment method choice and order confirmation.

**PAGE 08**  
Smooth checkouts win repeat customers.

**PAGE 10**  
Payments power the checkout experience.

**PAGE 12**  
Key checkout features and pain points

**PAGE 14**  
Social media marketplace checkouts prove problematic.

**PAGE 16**  
Consumers set a high bar for features.

**PAGE 18**  
**Conclusion & Methodology**

## ACKNOWLEDGMENT

The Checkout Conversion Index was produced in collaboration with Checkout.com, and PYMNTS is grateful for the company's support and insight. PYMNTS retains full editorial control over the following findings, methodology and data analysis.

# INTRODUCTION



---

## For eTailers, the checkout experience is critical to building customer loyalty:

New research by PYMNTS shows that 91% of consumers feel a satisfying checkout experience substantially impacts their willingness to shop with a merchant again. Merchants that do not offer the features that empower smooth checkouts risk falling behind merchants that do.

Features such as social media sign-in, real-time inventory and multifactor authentication top shoppers' lists, according to our data. We also identified checkout pain points that large shares of shoppers experience, including excessive requests for personal information and surprise shipping costs. Though these pains occur across online retail channels, social media marketplaces — an innovation designed to simplify commerce by placing marketplaces where consumers are already spending their time — especially fall victim to these pains.

These are just some of the key findings from Building A Better Online Checkout Experience: The Key Features That Matter To Customers, a PYMNTS and Checkout.com collaboration. This study explores where and how consumers shop online, providing insight into the ideal checkout experience for a United States consumer. We conducted a census-balanced survey of 2,030 U.S. consumers from June 29 to July 6 to discover what shapes the online checkout experience for consumers, including the features shoppers expect and the pain points that reduce customer satisfaction.

### This is what we learned.

# KEY FINDINGS



## Smooth checkouts significantly impact shoppers' satisfaction and play a key role in building customer loyalty.

Nearly all consumers feel that a positive checkout experience significantly influences whether they shop at a merchant again.

Two-thirds of consumers we surveyed said that a quality checkout experience is very or extremely influential on whether they return to an eTailer. Just 9% said that it has little or no impact. Among the shoppers we identified as loyal customers based on purchasing behaviors, approximately three-quarters said that a satisfying checkout strongly affects their willingness to shop at a merchant again.

## Consumers expect multiple checkout features and feel less satisfied when any are missing.

Frustrating checkout processes and excessive personal information requirements top the list of checkout pain points.

PYMNTS' research identifies 10 key online checkout features, including social media sign-in and price matching, that eTailers should view as essential to ensuring customer satisfaction. Shoppers who wanted these features but were not offered them in their latest transactions were significantly more likely to feel unsatisfied than those who used them. Frustrating checkout processes stand out as the most common pain point, occurring in 15% of consumers' most recent transactions, followed by excessive requests for personal information, which affect 11%.

## Social media marketplace checkouts suffer from high friction.

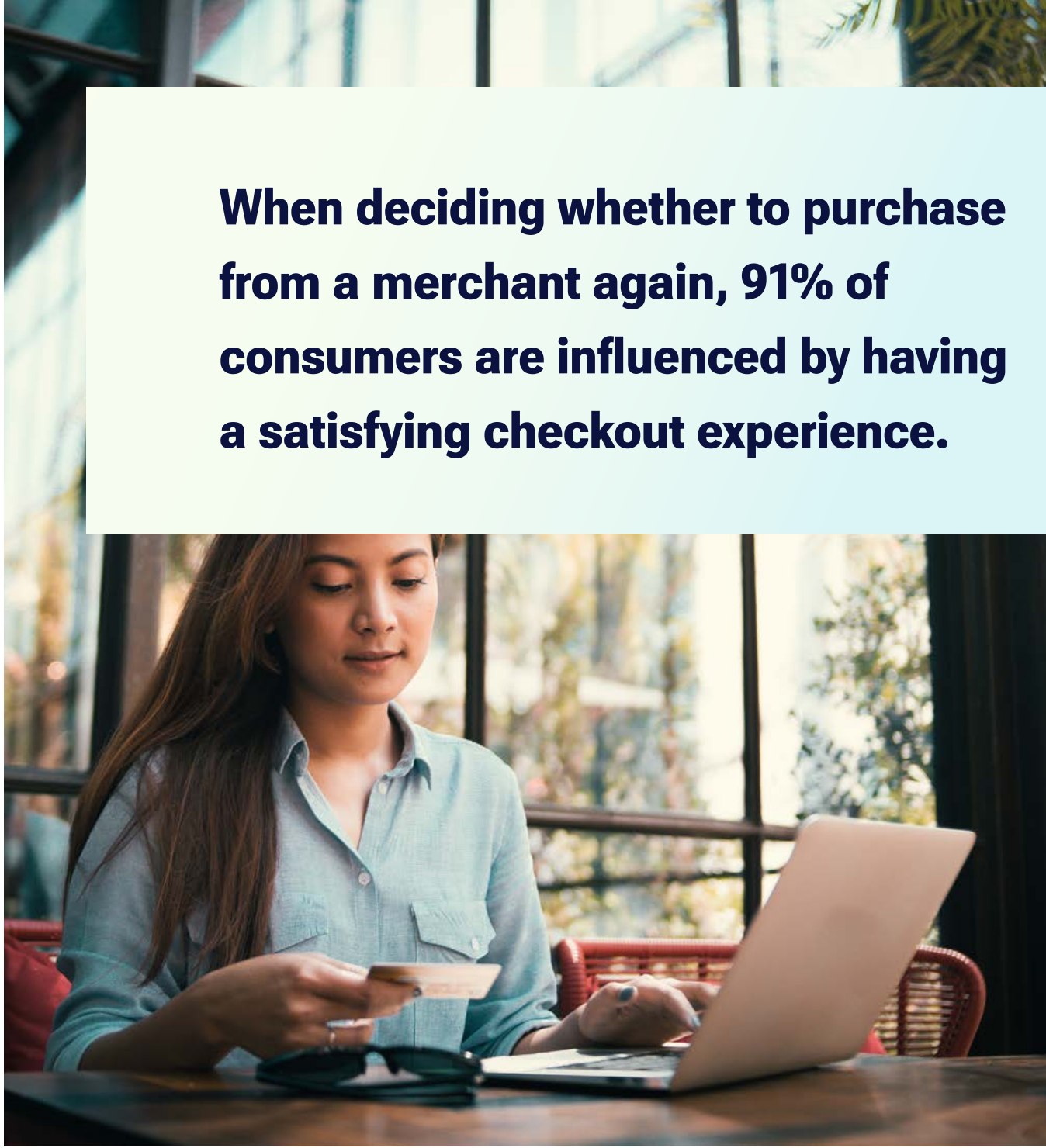
Across all online retail channels, pain points frequently occur during these transactions.

Consumers regularly encounter checkout headaches across all online retail channels, but social media marketplaces are particularly friction-laden, with shoppers experiencing at least one pain point in 60% of their most recent transactions. Twenty-six percent of consumers who purchased through a brand's official website or app report at least one issue, while 27% experienced friction when buying through an online marketplace.

## Consumers have come to expect several specific features that facilitate smooth checkouts, including payment method choice and order confirmation.

Online merchants that fail to offer these key features will likely pay the price.

Nearly three-quarters of consumers used their preferred purchase method in their latest online checkout. More than half of shoppers cite using seven other features, including easy order confirmation, cited by 70%, and secure account data storage, cited by 60%. Among customers who wanted to use checkout features but the merchant did not offer them, the lack of free shipping has the most significant negative impact on customer satisfaction, reducing it by 14%.

A woman with long dark hair, wearing a light blue button-down shirt, is sitting at a wooden table in what appears to be a cafe or office setting. She is looking down at a smartphone in her hands. A silver laptop is open on the table in front of her. The background shows a window with a view of trees and a building.

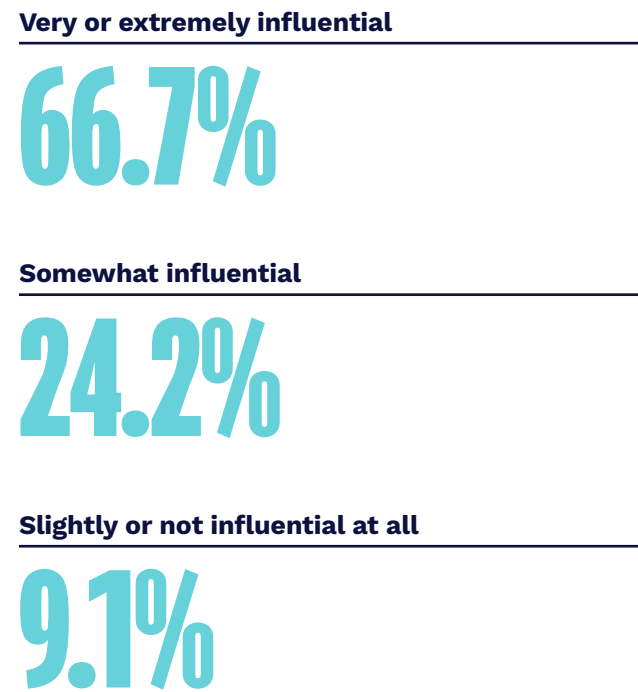
**When deciding whether to purchase from a merchant again, 91% of consumers are influenced by having a satisfying checkout experience.**

## Smooth checkouts win repeat customers.

Friction during the critical final step of a purchase journey significantly influences shopper satisfaction and whether they return to eTailers for repeat purchases. Two-thirds of the consumers we surveyed said that satisfying checkout experiences were very or extremely influential on their decision to purchase from the merchant again, and another 24% said this was somewhat impactful. Just 9.1% said that a smooth checkout had little or no influence.

Smooth checkouts are particularly instrumental to retaining customers we identify as loyal shoppers based on their purchase behavior. Seventy-six percent of customer respondents who always or usually give precedence to their merchant of choice over alternative retailers offering better deals consider a satisfying checkout experience to be highly influential to their shopping experience. This share is substantially higher than the 63% of consumers who always or usually give precedence to deals over preferred merchants.

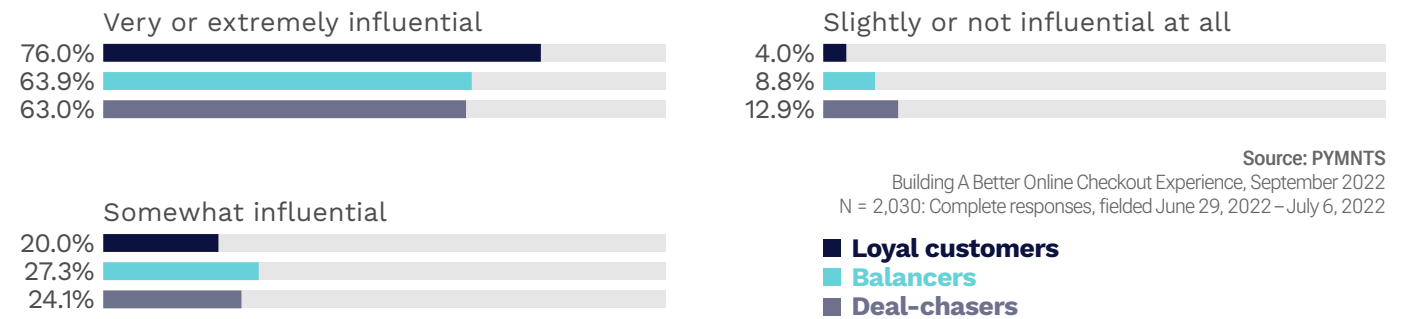
**FIGURE 1:**  
Impact of a positive checkout experience  
Share of consumers who identify a satisfying checkout experience to have specific levels of influence on their willingness to shop with a merchant again




Source: PYMNTS  
Building A Better Online Checkout Experience, September 2022  
N = 2,030: Complete responses, fielded June 29, 2022 – July 6, 2022

**FIGURE 2:**  
Merchant loyalty influences online purchasing decisions

Share of consumers who consider a satisfying checkout experience to have select levels of influence on their shopping experience as a whole



Source: PYMNTS  
Building A Better Online Checkout Experience, September 2022  
N = 2,030: Complete responses, fielded June 29, 2022 – July 6, 2022



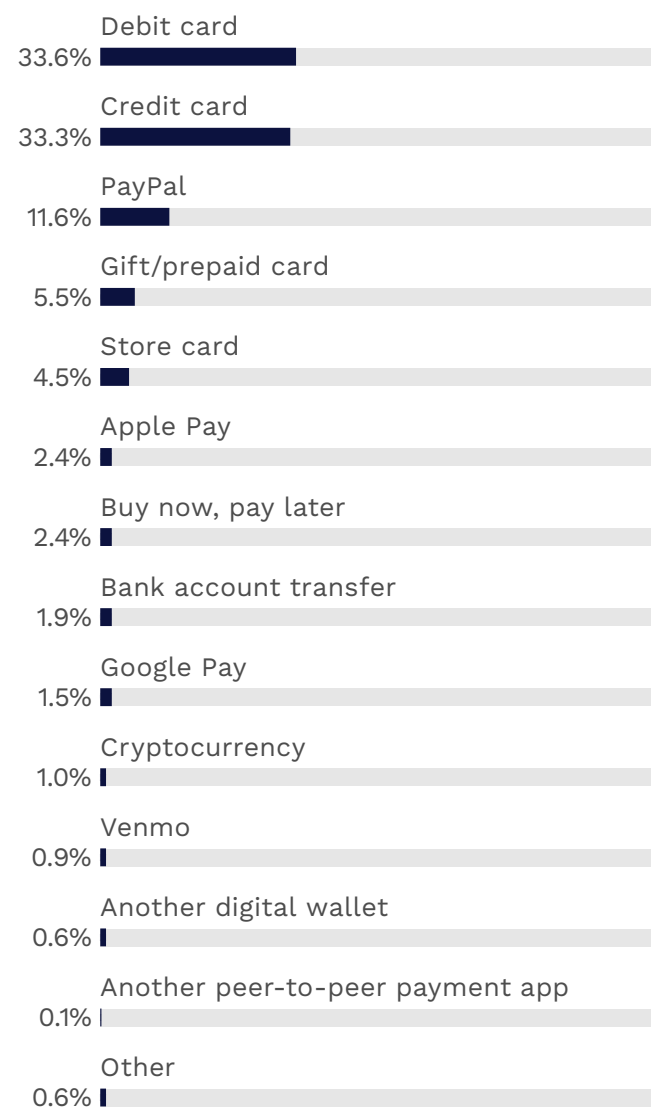
## Payments power the checkout experience.

Providing fast and frictionless checkout experiences is critical to converting eCommerce shoppers, but it is only half the battle. Providing shoppers with a wide variety of payment options at the eCommerce point of sale is also critical.


Cards continue to rule the online checkout space, but alternative payment methods are on the rise. The shoppers we surveyed paid by credit card or debit card in 71% of their latest transactions, followed by 17% for digital wallets and 2.4% for BNPL and Apple Pay. Some shoppers pay with cryptocurrencies and peer-to-peer (P2P) options such as Venmo. Even bank account transfers are common. Accepting these payment methods and others is therefore key to optimizing conversion and boosting sales.

**FIGURE 3:**  
Payment methods consumers use to buy items online

Share of consumers who paid for their most recent eCommerce purchase using select methods



Source: PYMNTS  
Building A Better Online Checkout Experience, September 2022  
N = 2,030: Complete responses, fielded June 29, 2022 – July 6, 2022



## Key checkout features and pain points

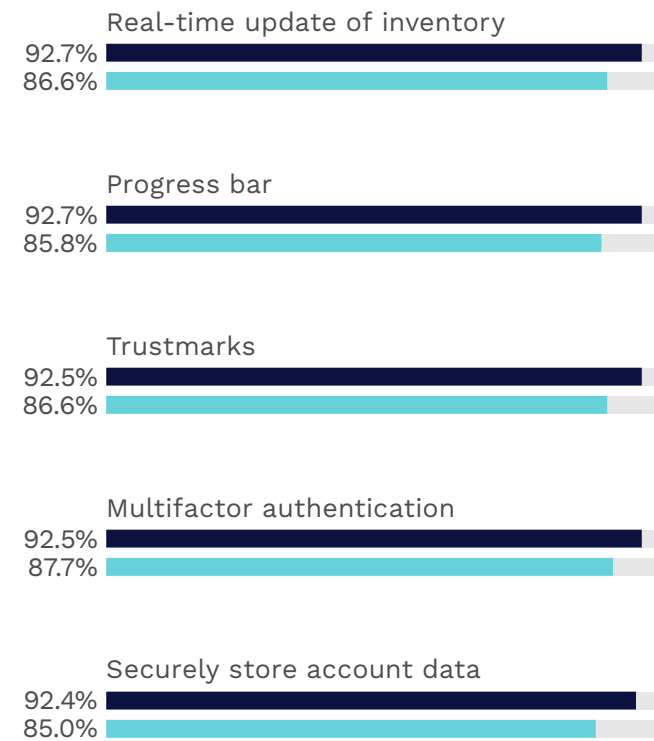
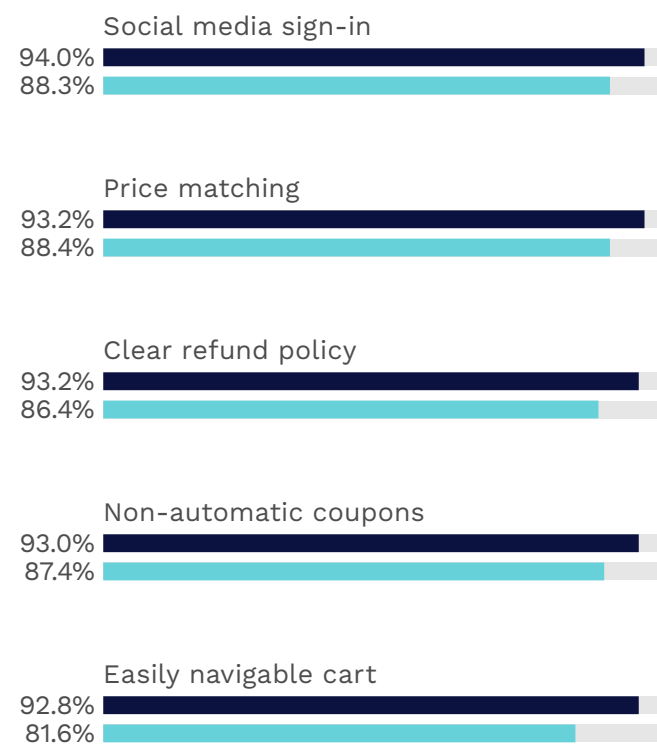
PYMNTS’ research identifies vital online checkout features that help satisfy the highest shares of consumers with their checkout journeys. These range from social media sign-in to easy cart navigation but most primarily relate to convenience and pricing.

Consumers used social media sign-in during 94% of transactions in which the shopper felt at least somewhat satisfied, slightly ahead of the rest of the top 10 features, all of which had usage rates of approximately 93% in checkouts where consumers were at least somewhat satisfied. These include price matching, clear refund policies and non-automated coupons. The most significant impact, however, comes from easy-to-navigate carts, which increased satisfaction by 14% relative to transactions in which consumers wanted the feature, but the merchant did not offer it.

Our research also identified customers’ top pain points during online checkout journeys. Frustrating checkout processes — including slow speed of checkout and difficulties with manual coupons — topped the list, affecting 15% of consumers in their most recent transactions. Information or account issues, such as the merchant requiring too much personal information or forcing the purchaser to create an account, impacted 11% of such purchases. Nine percent of shoppers said lack of inventory was a problem in their most recent transaction, meaning that their desired items were not in stock or immediately available upon checkout, and 7.3% highlighted this as the most significant challenge encountered, leading all other pain points.

**FIGURE 4:**  
Top 10 checkout features that enhance customer satisfaction

Share of consumers who were somewhat, very or extremely satisfied with checkout experiences that used select features or wanted to use select features but the merchant did not offer them

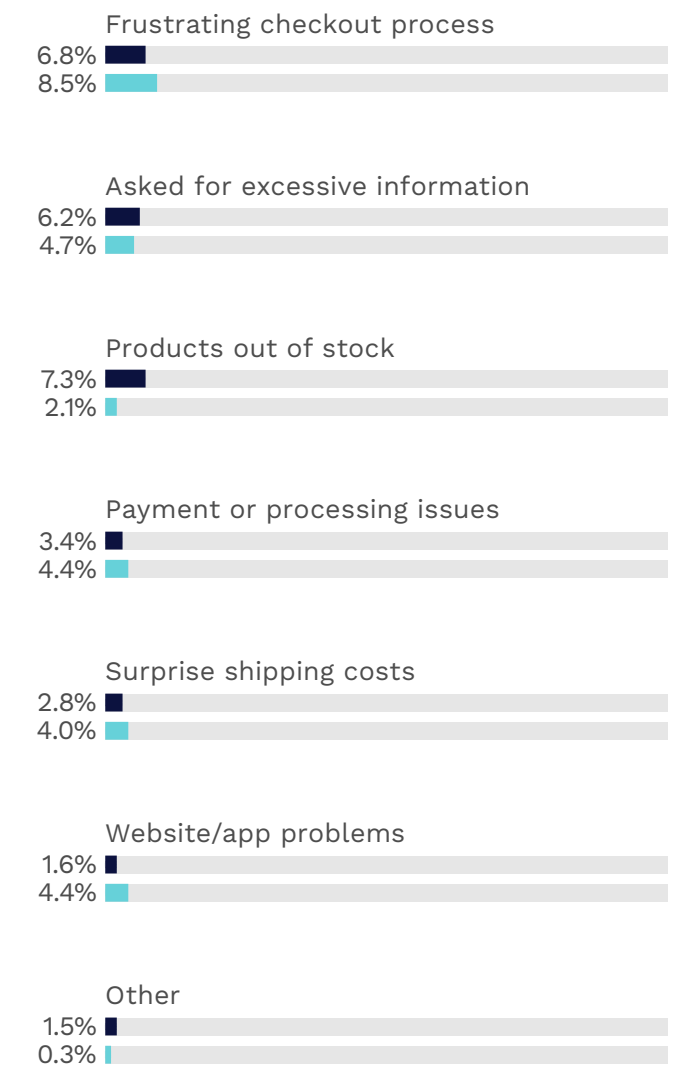


Source: PYMNTS  
Building A Better Online Checkout Experience, September 2022  
N = 2,030: Complete responses, fielded June 29, 2022 – July 6, 2022

■ Used  
■ Wanted to use, but merchant did not offer

**FIGURE 5:**  
Customer pain points at checkout

Share of consumers who experienced select challenges during their most recent transaction, by level of importance



Source: PYMNTS  
Building A Better Online Checkout Experience, September 2022  
N = 2,030: Complete responses, fielded June 29, 2022 – July 6, 2022

■ Most important challenge experienced  
■ Experienced challenge, but not the most important



## Social media marketplace checkouts prove problematic.

PYMNTS’s research shows that checkout pains vary by channel, but overall, social media marketplace checkouts are particularly complicated and much more likely to leave customers dissatisfied than checkouts via other channels. Among consumers who made their most recent purchase on a social media platform, 60% encountered at least one transaction-related challenge. In contrast, respondents reported a problem with just 26% of purchases at brands’ official web stores and 27% at online marketplaces.

A closer analysis of our data shows that this pain is relatively universal: each category of pain point we examined occurs much more frequently in social media marketplace checkouts. We found that 38% of shoppers said they encountered frustrating checkout processes, and 27% said that the merchant asked for onerous personal information or to create an account. Similarly, 19% indicated

challenges related to processing payments and 19% cited that out-of-stock inventory negatively impacted their checkout experiences on social media marketplaces. Consumers were far less likely to face these struggles if they shopped with other channels.

The incidence of pain points across other channels is still significant. For online marketplaces, 16% of respondents cited frustrating checkout processes. Merchants asking consumers to create an account or to provide excessive information was the next most popular, at 12%. Consumers who shopped at brands’ digital stores identified the same two top pain points, at 11% and 9%, respectively. Bucking the trend somewhat are shoppers at online merchants. Out-of-stock inventory impacted these shoppers more, creating a marginally more ubiquitous than frustrating checkout process.

**FIGURE 6:**  
Checkout frictions across channels

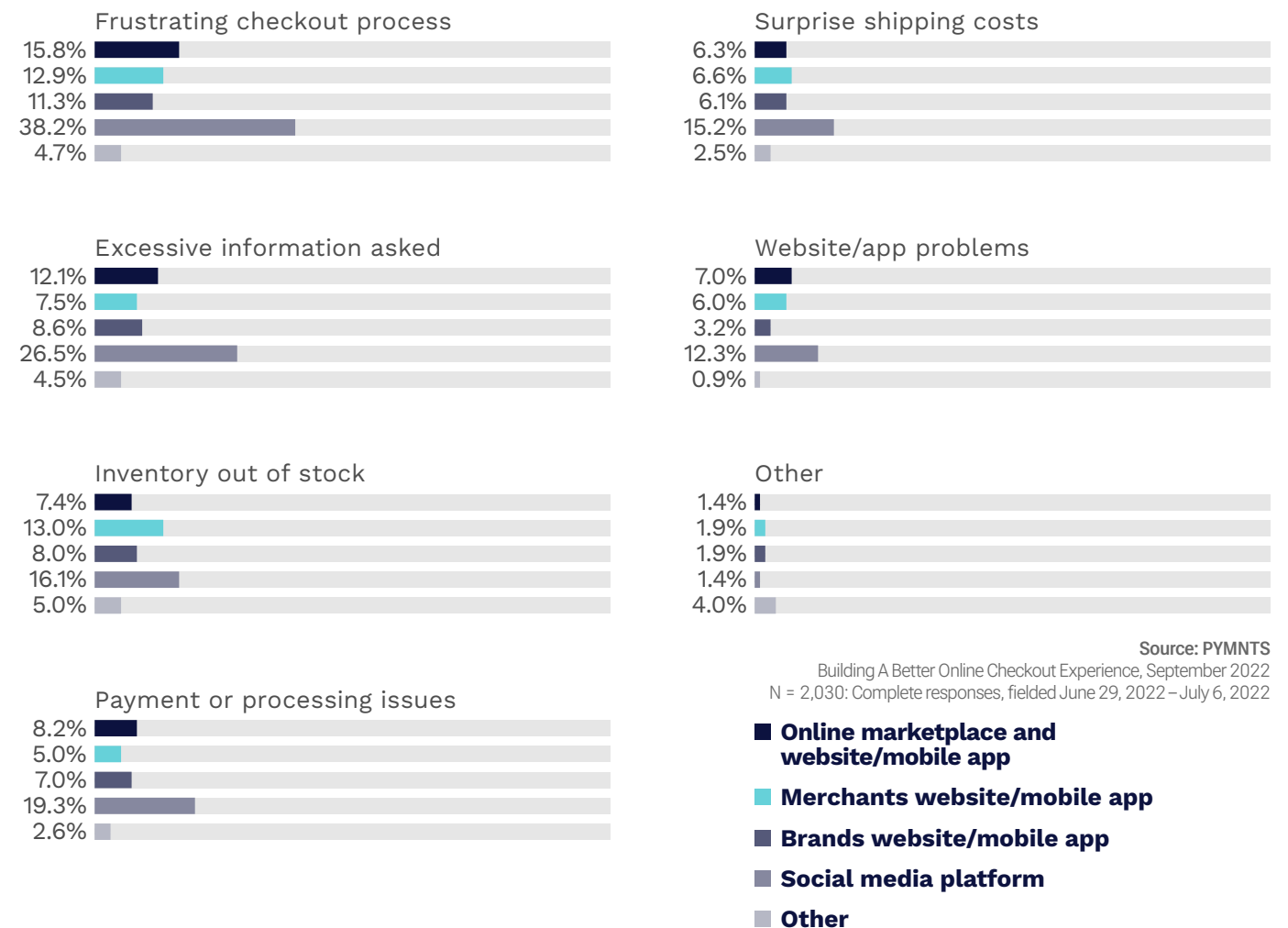
Share of consumers who experienced at least one pain point at checkout in their most recent transaction, by shopping channel



Source: PYMNTS  
Building A Better Online Checkout Experience, September 2022  
N = 2,030: Complete responses, fielded June 29, 2022 – July 6, 2022

**FIGURE 7:**  
Pain points across shopping channels

Share of consumers who experienced select challenges in their most recent transaction, by shopping channel



## Consumers set a high bar for features.

Online merchants stand to lose out if they fail to implement the widely expected checkout features that have become table stakes for competing in online retail. PYMNTS' data reveals that more than two-thirds of shoppers took advantage of three key features during their most recent online purchases: the flexibility to use a preferred payment method, at 72%, an easy-to-navigate cart, at 70%, and the ability to check order confirmation easily, at 70%. Most shoppers also cited using several other features in more than half of their checkouts, most notably free shipping, cited by 61%.

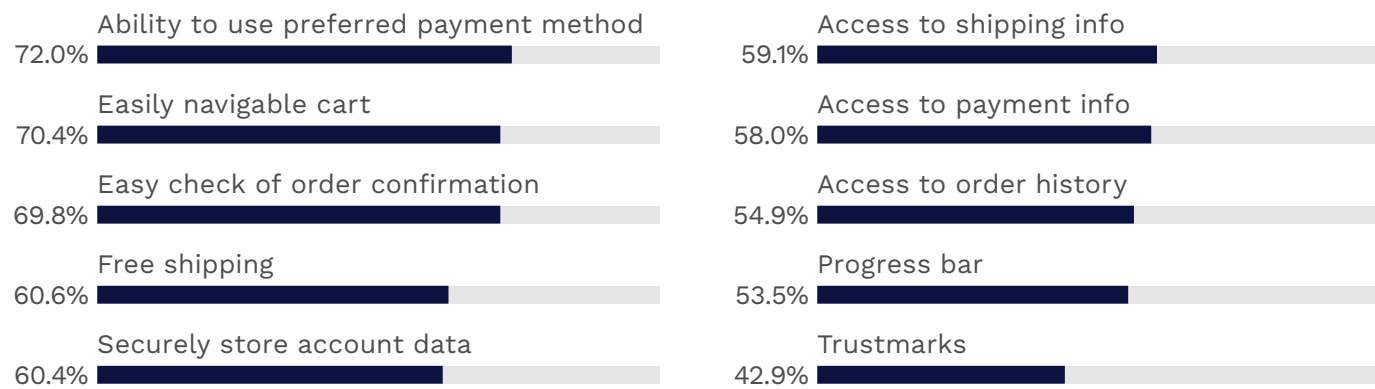
The data shows that these widely available features are necessities for customer satisfaction rather than value-added options that eTailers can optionally use to impress shoppers. For transactions in which respondents wanted flexible payment options, customer satisfaction fell 10% if the merchant did not

offer it. The absence of free shipping caused an even bigger drop of 14%. Customers who expected access to a mobile app or website but did not get it felt 11% less satisfied than those who received this benefit. Even a lack of trustmarks, the least impactful benefit, led to a 5% decline in satisfaction among customers who wanted this feature, but the merchant did not offer it.

Our research also identified the checkout features consumers most frequently wanted but were not offered. Thirty-seven percent of consumers cited price-matching as a desired feature the merchant did not offer during their last purchase. Coupon code entry and multifactor authentication were the next most frequently missed features, each cited by 22% of respondents. Sizable portions of consumers also wished to see trustmarks and to be offered real-time assistance and buy now, pay later (BNPL) options, among others.

**FIGURE 8:**  
Ubiquitous features at checkout

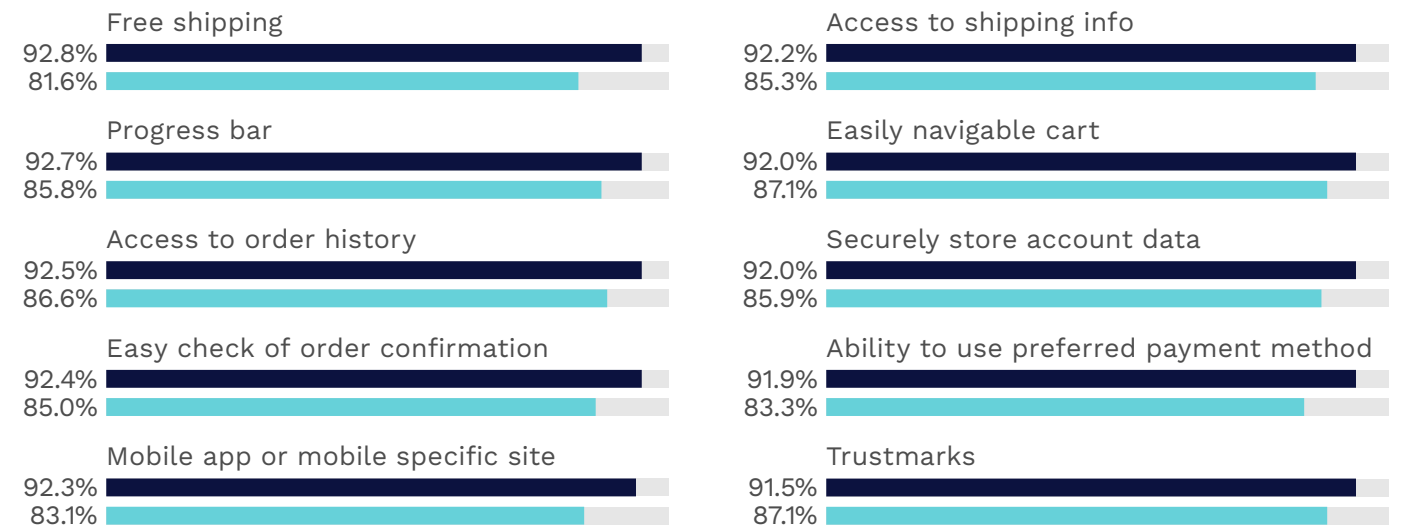
Share of respondents that used select features during their most recent purchase



Source: PYMNTS  
Building A Better Online Checkout Experience, September 2022  
N = 2,030: Complete responses, fielded June 29, 2022 – July 6, 2022

**FIGURE 9:**  
Impactful checkout features

Share of consumers satisfied with checkout among users and nonusers of the top 10 features

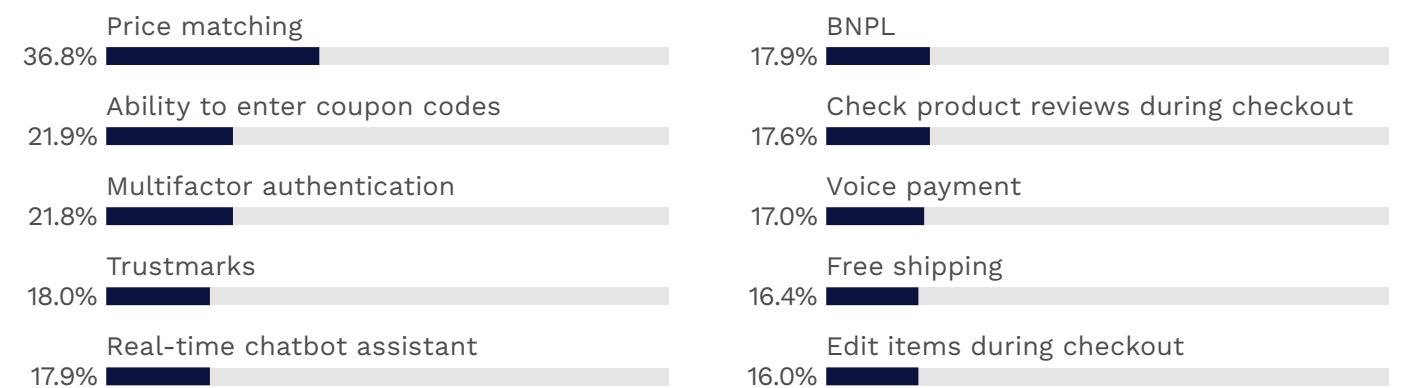


Source: PYMNTS  
Building A Better Online Checkout Experience, September 2022  
N = 2,030: Complete responses, fielded June 29, 2022 – July 6, 2022

■ Used  
■ Did not use

**FIGURE 10:**  
Missing features

Share of respondents who wanted select features during their last checkout but the merchant did not offer them



Source: PYMNTS  
Building A Better Online Checkout Experience, September 2022  
N = 2,030: Complete responses, fielded June 29, 2022 – July 6, 2022

# CONCLUSION AND METHODOLOGY



Smooth checkouts are critical to whether shoppers return to eTailers for repeat purchases, which makes delivering excellent checkout experiences central to building customer loyalty and lifetime customer value. Yet online shoppers frequently encounter frustrating processes and other pain points, with social media marketplaces being the most in need of improvement. eTailers should view meeting customer expectations at checkout as table stakes and understand that the absence of these features — from preferred payment options to easy-to-use carts — will be catastrophic for shopper satisfaction, especially for bigger ticket purchases. To stay competitive, eTailers must address checkout pain points and deliver more optimized and satisfying checkout journeys. As our research shows that approximately one-quarter of shoppers are willing to forgo better deals in favor of returning to their preferred merchants, merchants that win a consumer in the short-term may well earn their patronage for life.

**Building A Better Online Checkout Experience: The Key Features That Matter To Customers,** a PYMNTS and Checkout.com collaboration, explores where and how consumers shop online, gaining insight into the ideal checkout experience for a U.S. consumer. We conducted a census-balanced survey of 2,030 U.S. consumers from June 29 to July 6 to discover what shapes the online checkout experience for consumers, including the features shoppers expect and the pain points that reduce customer satisfaction.

# ABOUT

---

**PYMNTS** is where the best minds and the best content meet on the web to learn about “What’s Next” in payments and commerce. Our interactive platform is reinventing the way companies in payments share relevant information about the initiatives that make news and shape the future of this dynamic sector. Our data and analytics team includes economists, data scientists and industry analysts who work with companies to measure and quantify the innovations at the cutting edge of this new world.

We are interested in your feedback on this report. If you have questions, comments or would like to subscribe to this report, please email us at [feedback@pymnts.com](mailto:feedback@pymnts.com).



Checkout.com empowers businesses to adapt and innovate. The company’s technology makes payments seamless. Flexible solutions, granular data and instant insights help global enterprises launch new products in new markets and create outstanding customer experiences. Checkout.com provides the fastest, most reliable payments in more than 150 currencies, with in-country acquiring, world-class fraud filters and reporting through one API. Checkout.com can accept all major international credit and debit cards, as well as popular alternative and local payment methods. Find out more at [www.checkout.com](http://www.checkout.com).

# BUILDING A BETTER ONLINE CHECKOUT EXPERIENCE:

## DISCLAIMER

Building A Better Online Checkout Experience: The Key Features That Matter To Customers may be updated periodically. While reasonable efforts are made to keep the content accurate and up to date, PYMNTS.COM: MAKES NO REPRESENTATIONS OR WARRANTIES OF ANY KIND, EXPRESS OR IMPLIED, REGARDING THE CORRECTNESS, ACCURACY, COMPLETENESS, ADEQUACY, OR RELIABILITY OF OR THE USE OF OR RESULTS THAT MAY BE GENERATED FROM THE USE OF THE INFORMATION OR THAT THE CONTENT WILL SATISFY YOUR REQUIREMENTS OR EXPECTATIONS. THE CONTENT IS PROVIDED “AS IS” AND ON AN “AS AVAILABLE” BASIS. YOU EXPRESSLY AGREE THAT YOUR USE OF THE CONTENT IS AT YOUR SOLE RISK. PYMNTS.COM SHALL HAVE NO LIABILITY FOR ANY INTERRUPTIONS IN THE CONTENT THAT IS PROVIDED AND DISCLAIMS ALL WARRANTIES WITH REGARD TO THE CONTENT, INCLUDING THE IMPLIED WARRANTIES OF MERCHANTABILITY AND FITNESS FOR A PARTICULAR PURPOSE, AND NON-INFRINGEMENT AND TITLE. SOME JURISDICTIONS DO NOT ALLOW THE EXCLUSION OF CERTAIN WARRANTIES, AND, IN SUCH CASES, THE STATED EXCLUSIONS DO NOT APPLY. PYMNTS.COM RESERVES THE RIGHT AND SHOULD NOT BE LIABLE SHOULD IT EXERCISE ITS RIGHT TO MODIFY, INTERRUPT, OR DISCONTINUE THE AVAILABILITY OF THE CONTENT OR ANY COMPONENT OF IT WITH OR WITHOUT NOTICE.

PYMNTS.COM SHALL NOT BE LIABLE FOR ANY DAMAGES WHATSOEVER, AND, IN PARTICULAR, SHALL NOT BE LIABLE FOR ANY SPECIAL, INDIRECT, CONSEQUENTIAL, OR INCIDENTAL DAMAGES, OR DAMAGES FOR LOST PROFITS, LOSS OF REVENUE, OR LOSS OF USE, ARISING OUT OF OR RELATED TO THE CONTENT, WHETHER SUCH DAMAGES ARISE IN CONTRACT, NEGLIGENCE, TORT, UNDER STATUTE, IN EQUITY, AT LAW, OR OTHERWISE, EVEN IF PYMNTS.COM HAS BEEN ADVISED OF THE POSSIBILITY OF SUCH DAMAGES.

SOME JURISDICTIONS DO NOT ALLOW FOR THE LIMITATION OR EXCLUSION OF LIABILITY FOR INCIDENTAL OR CONSEQUENTIAL DAMAGES, AND IN SUCH CASES SOME OF THE ABOVE LIMITATIONS DO NOT APPLY. THE ABOVE DISCLAIMERS AND LIMITATIONS ARE PROVIDED BY PYMNTS.COM AND ITS PARENTS, AFFILIATED AND RELATED COMPANIES, CONTRACTORS, AND SPONSORS, AND EACH OF ITS RESPECTIVE DIRECTORS, OFFICERS, MEMBERS, EMPLOYEES, AGENTS, CONTENT COMPONENT PROVIDERS, LICENSORS, AND ADVISERS.

Components of the content original to and the compilation produced by PYMNTS.COM is the property of PYMNTS.COM and cannot be reproduced without its prior written permission.